



District Report Card: 2017


State: Bihar	District: Samastipur
Class: 3	Subject: Language
Schools: 59	Students: 1386


Participation/Coverage


Students

<div>GENDER</div> <div></div>	Boys				Girls			
	Number		%		Number		%	
	608		43.87		778		56.13	

<div>AREA</div> <div></div>	Rural				Urban			
	Number		%		Number		%	
	1386		100.00		0		0.00	

<div>CATEGORY</div> <div></div>	SC		ST		OBC		GEN	
	Number	%	Number	%	Number	%	Number	%
	479	34.56	5	0.36	822	59.31	80	5.77

<div>CWSN</div> <div></div>	LD	VI	HI	S&LD	ID	Oth
	3	4	0	1	1	0

<div>Management</div> <div></div>	Government			Government-aided		
	Number		%	Number		%
	1386		100.00	0		0.00

Average Performance of Students in Language (%)

Overall	Gender		Area		Management		Social Group			
	Male	Female	Rural	Urban	Govt.	Aided	SC	ST	OBC	GEN
67.93	68.99	67.10	67.93	0.00	67.93	0.00	65.76	81.33	68.78	71.25

Performance on Learning Outcomes (LOs)

Learning Outcomes	Description	Average Performance(%)
L304	Reads small texts with comprehension i.e., identifies main ideas, details, sequence and draws conclusions	68.26
L312	Reads printed scripts on the classroom walls: poems, posters, charts etc.	67.26

Range of Performance of Students who Answered Correctly							
Below 30%		30% - 50%		50% - 75%		Above 75%	
Number	%	Number	%	Number	%	Number	%
84	6.06	237	17.10	476	34.34	589	42.50

Lowest Performing Learning Outcomes (LOs)

1 - Reads printed scripts on the classroom walls: poems, posters, charts etc. (67.26)

2 - Reads small texts with comprehension i.e., identifies main ideas, details, sequence and draws conclusions (68.26)